ISO/TS 13499 – RED C : 2012(E)
S2, SID IIs
Standard Instrumentation (upper body)
2012-11-23

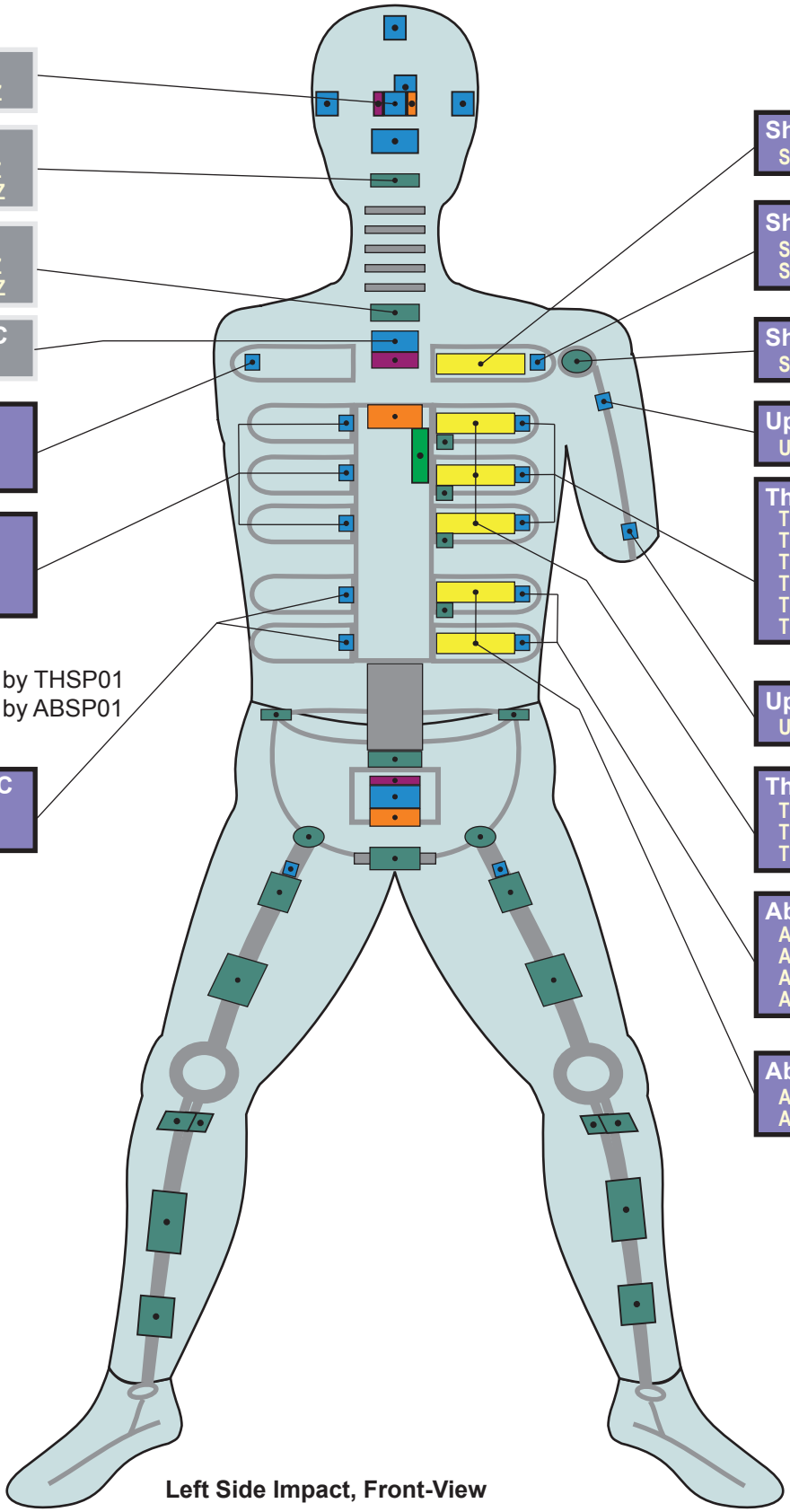

Head - AC
HEAD 00 00 S2 AC X, -Y, -Z

Neck Upper - FO/MO
NECK UP 00 S2 FO X, -Y, -Z
NECK UP 00 S2 MO X, -Y, -Z

Neck Lower - FO/MO
NECK LO 00 S2 FO X, -Y, -Z
NECK LO 00 S2 MO X, -Y, -Z

Spine Upper (T1) - AC
SPIN 01 00 S2 AC X, -Y, -Z

Shoulder Rib - AC
SHRI 00 RI S2 AC X, -Y, -Z
SHRI 00 R1 S2 AC X, -Y, -Z

Thoracic Spine - AC
THSP 01 RI S2 AC X, -Y, -Z
THSP 02 RI S2 AC X, -Y, -Z
THSP 03 RI S2 AC X, -Y, -Z

Note:
Spine T04 is measured by THSP01
Spine T12 is measured by ABSP01

Abdominal Spine - AC
ABSP 01 RI S2 AC X, -Y, -Z
ABSP 02 RI S2 AC X, -Y, -Z

Shoulder Rib - DS
SHRI 00 LE S2 DS Y

Shoulder Rib - AC
SHRI 00 LE S2 AC X, -Y, -Z
SHRI 00 L1 S2 AC X, -Y, -Z

Shoulder - FO
SHLD LE 00 S2 FO X, -Y, -Z

Upper Arm Upper-AC
UPAR LE UP S2 AC X, -Y, -Z

Thoracic Rib - AC
TRRI 01 LE S2 AC X, -Y, -Z
TRRI 01 L1 S2 AC X, -Y, -Z
TRRI 02 LE S2 AC X, -Y, -Z
TRRI 02 L1 S2 AC X, -Y, -Z
TRRI 03 LE S2 AC X, -Y, -Z
TRRI 03 L1 S2 AC X, -Y, -Z

Upper Arm Lower - AC
UPAR LE LO S2 AC X, Y, Z

Thoracic Rib - DS
TRRI 01 LE S2 DS Y
TRRI 02 LE S2 DS Y
TRRI 03 LE S2 DS Y

Abdominal Rib - AC
ABRI 01 LE S2 AC X, -Y, -Z
ABRI 01 L1 S2 AC X, -Y, -Z
ABRI 02 LE S2 AC X, -Y, -Z
ABRI 02 L1 S2 AC X, -Y, -Z

Abdominal Rib - DS
ABRI 01 LE S2 DS Y
ABRI 02 LE S2 DS Y

Left Side Impact, Front-View

Note that sensor locations and ISO Codes are different for right side impact.

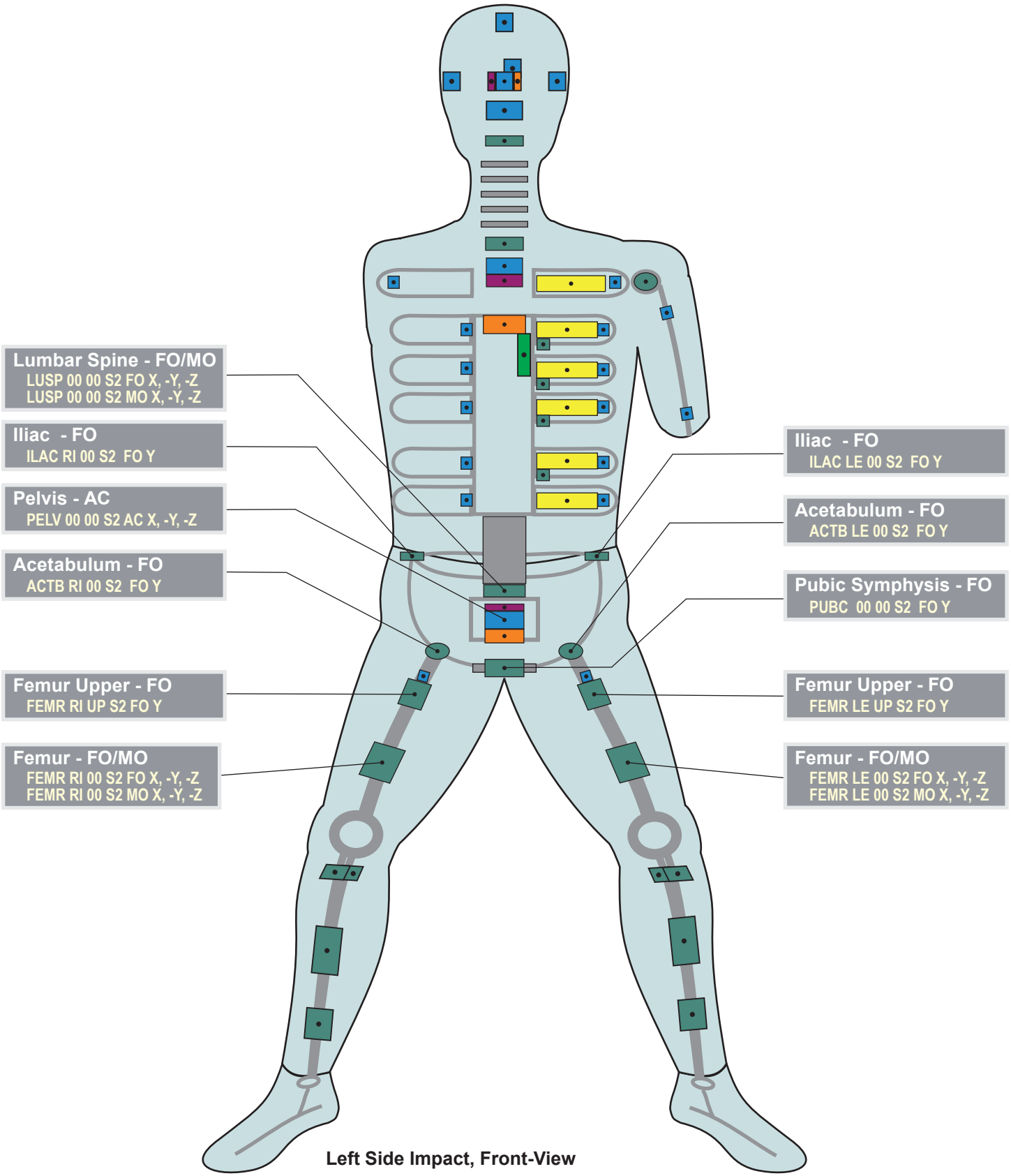

Left Side Impact, Front-View

Note that sensor locations and ISO Codes are different for right side impact.

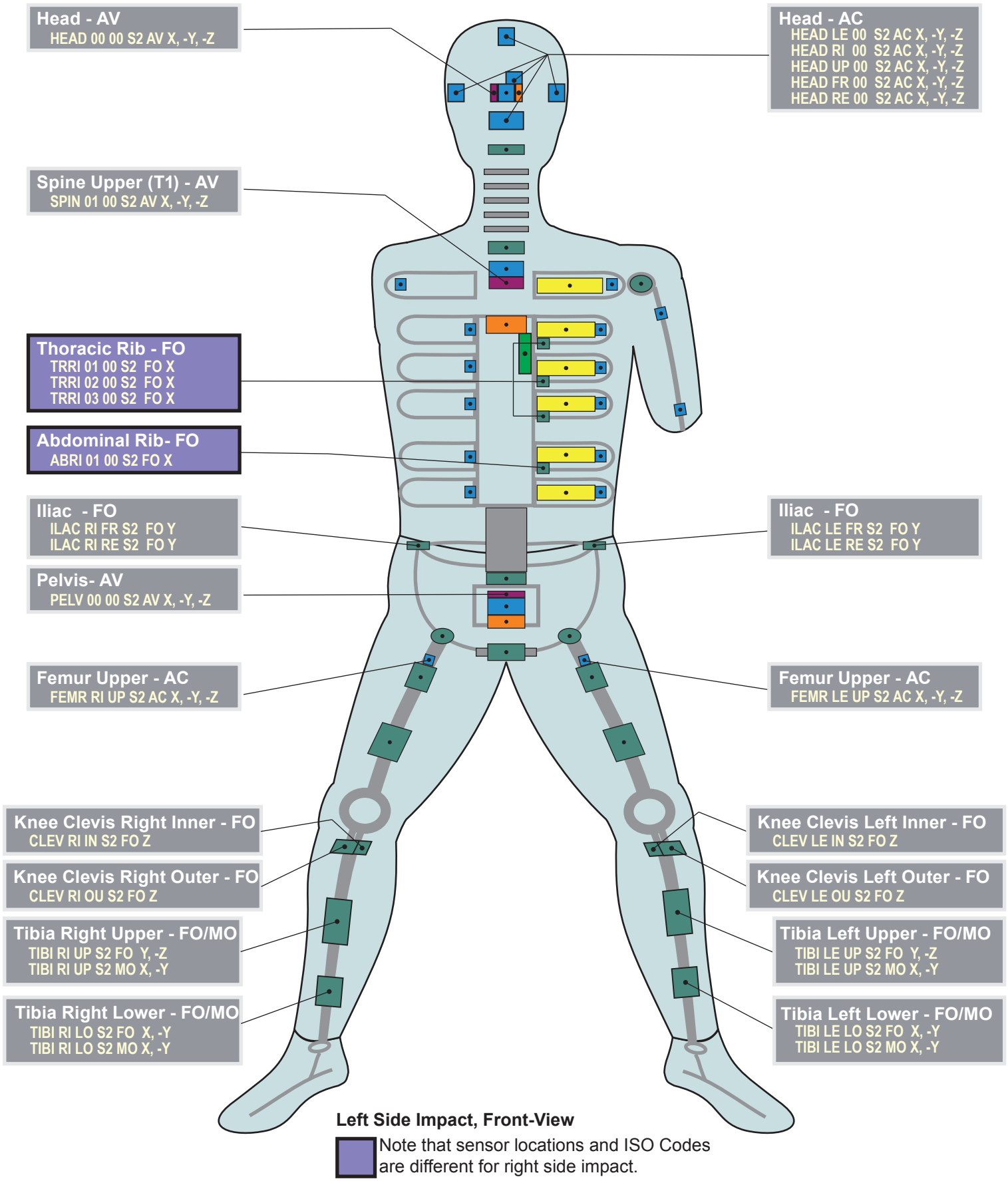

Left Side Impact, Front-View

Note that sensor locations and ISO Codes are different for right side impact.

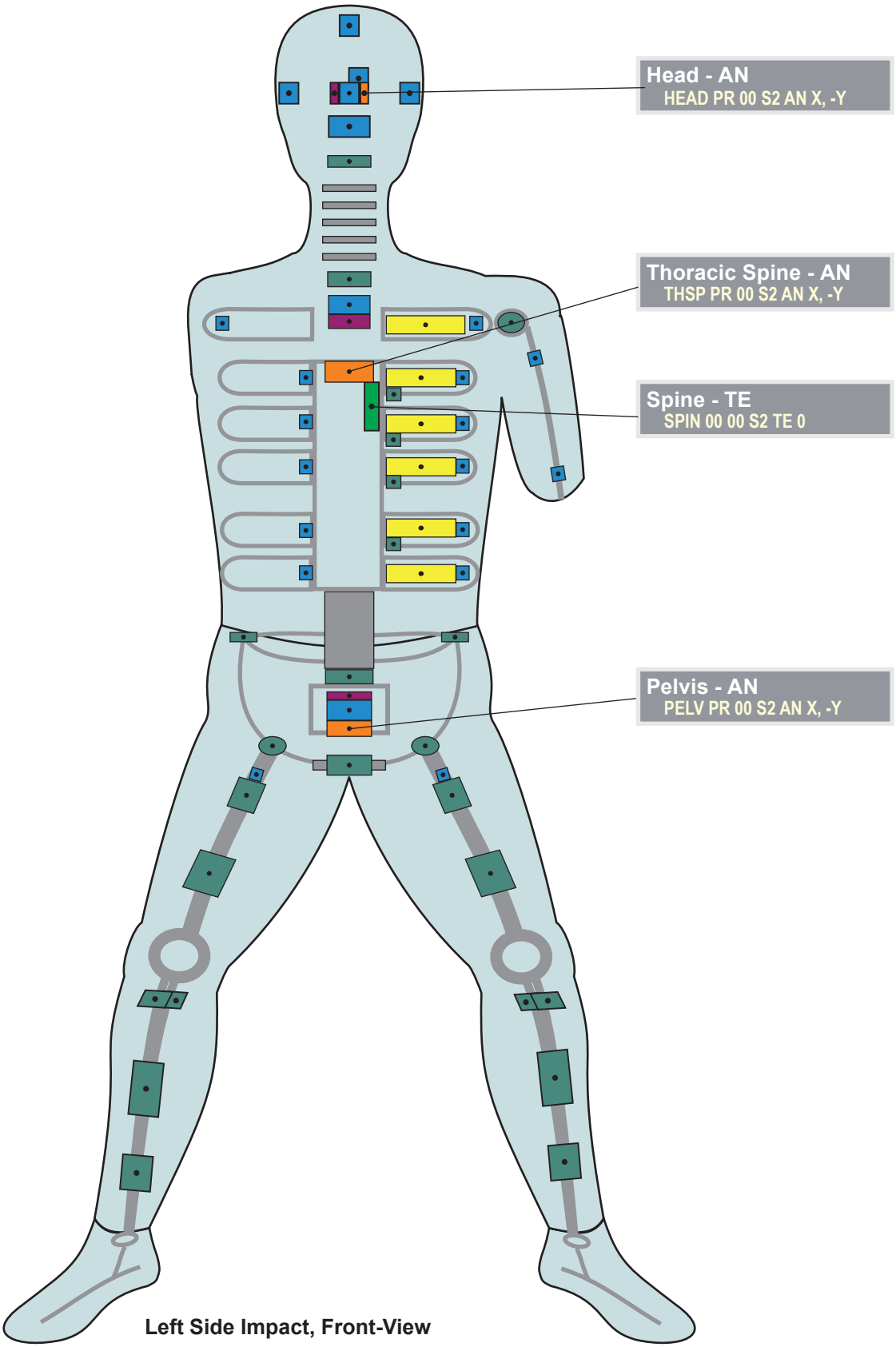

Left Side Impact, Front-View

Note that sensor locations and ISO Codes are different for right side impact.

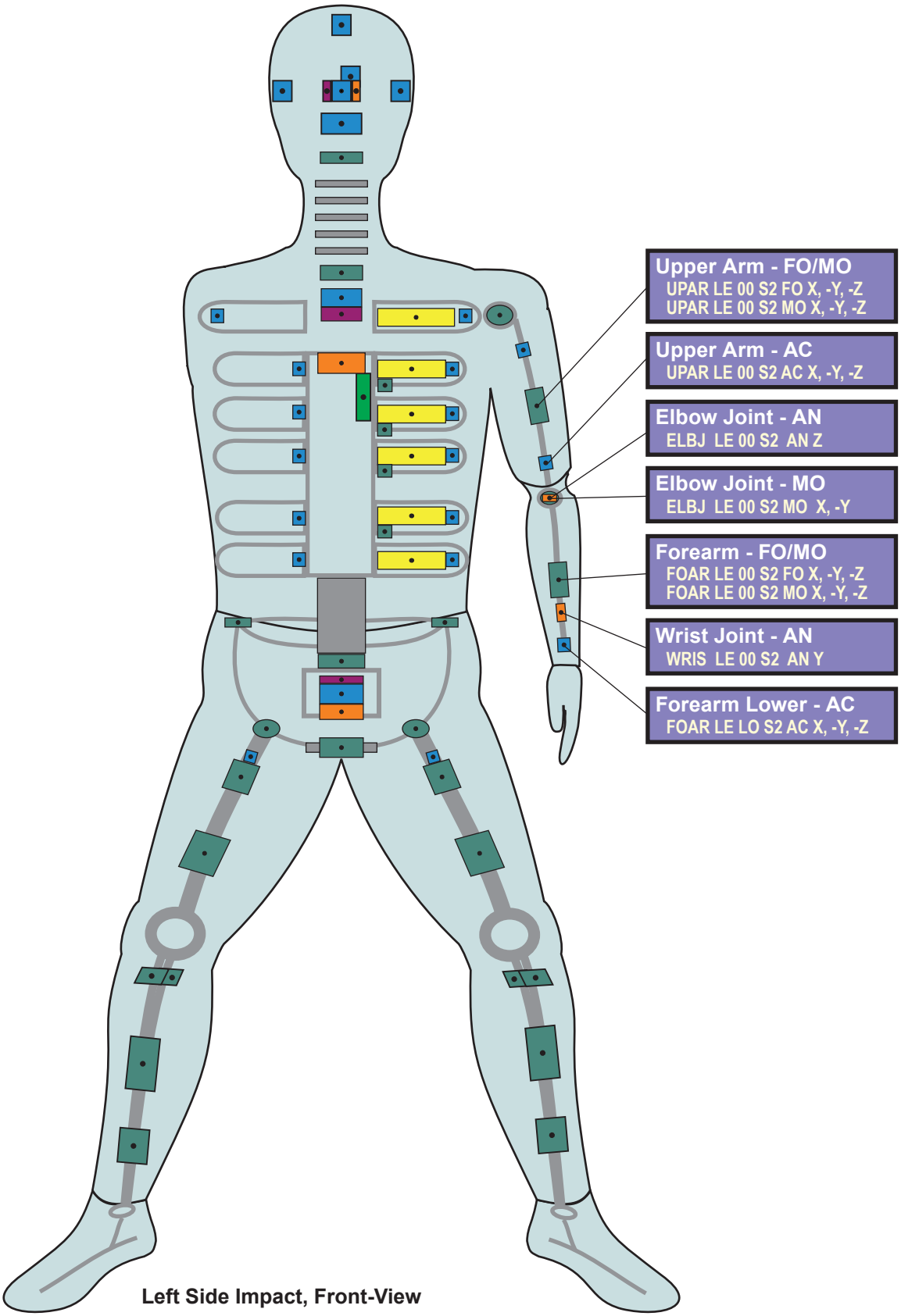

Left Side Impact, Front-View

Note that sensor locations and ISO Codes are different for right side impact.